


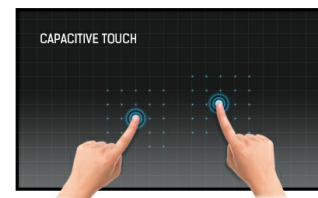
## 27" 10pt open frame touch monitor with edge-to-edge glass

With 1920x1080 Full HD resolution and Projective Capacitive 10 point touch technology, the ProLite TF2738MSC-B2 delivers seamless and accurate touch response. Featuring IPS LED LCD Screen technology, it offers exceptional colour performance and wide viewing angles. Its rugged bezel with edge-to-edge glass makes it very suitable for applications like table top integration. In addition, the screen comes with an IPX1 rating, making it water resistant from the front. Equipped with speakers and triple digital input (DVI, HDMI and DisplayPort). The ProLite TF2738MSC-B2 is an ideal screen for kiosk integrators and a perfect solution for Interactive Digital Signage, Instore Retail, Gaming and Interactive Presentations.



### IPS

IPS displays are best known for wide viewing angles and natural, highly accurate colours. They are especially suited for colour-critical applications.



### Touch technology - Capacitive

This technology uses a sensor-grid of micro-fine wires integrated into the glass that covers the screen. Touch is detected because electrical characteristics of the sensor grid change when human finger is placed on the glass. Thanks to the glass overlay this technology is highly durable, and the touch function remains unaffected even if the glass is scratched. It offers perfect picture performance and will work with human finger (also latex gloved) and stylus-pen.

## 01 DISPLAY CHARACTERISTICS

Design	Open Frame
Diagonal	27", 68.6cm
Panel	IPS LED
Native resolution	1920 x 1080 (2.1 megapixel Full HD)
Aspect ratio	16:9
Panel brightness	500 cd/m <sup>2</sup>
Brightness	425 cd/m <sup>2</sup> with touch
Light transmittance	85%
Static contrast	1000:1
Advanced contrast	12M:1
Response time (GTG)	5ms
Viewing zone	horizontal/vertical: 178°/178°, right/left: 89°/89°, up/down: 89°/89°
Colour support	16.7mIn
Horizontal Sync	30 - 80kHz
Viewable area W x H	597.6 x 336.2mm, 23.5 x 13.2"
Bezel width (sides, top, bottom)	24.5mm, 24mm, 24mm
Pixel pitch	0.311mm
Bezel colour and finish	black, matte

## 02 TOUCH

Touch technology	projective capacitive
Touch points	10 (HID, only with supported OS)
Touch method	stylus, finger, glove (latex)
Touch interface	USB
Supported operating systems	All iiyama monitors are Plug & Play and compatible with Windows and Linux. For details regarding the supported OS for the touch models, please refer to the driver instruction file available in the downloads section.

## 03 INTERFACES / CONNECTORS / CONTROLS

Digital signal input	DVI x1 HDMI x1 DisplayPort x1
Audio output	Speakers 2 x 3W
HDCP	yes

## 04 FEATURES

Max. non-stop operating time	16/7
Glass thickness	3.6mm
Glass hardness	6H
60950 Ball drop test	yes
Water and dust protection	IP1X (front)
OSD key lock	yes

## 05 GENERAL

<b>OSD languages</b>	EN, DE, FR, CN, RU, JP, NL, PL
<b>Control buttons</b>	Menu, Scroll up/ Audio, Scroll down/ i-Style colour, Select/ Input select, Power
<b>User controls</b>	picture adjust (contrast, brightness, adv. contrast, ECO mode, OD) input select, audio adjust (volume, mute, audio input) colour adjust (cool, normal, warm, user colour, i-Style colour), information, manual image adjust (sharpness, video mode adjust, blue light reducer, X-res technology), setup menu (language select, OSD position, OSD time out, OSD background, opening logo, LED) memory recall
<b>Blue light reducer</b>	yes
<b>Plug&amp;Play</b>	DDC2B

## 06 MECHANICAL

<b>Orientation</b>	landscape, portrait, face-up
<b>Fanless design</b>	yes
<b>VESA mounting</b>	100 x 100mm, 200 x 100mm

## 07 ACCESSORIES INCLUDED

<b>Cables</b>	power, USB, HDMI, mDP - DP, DP
<b>Guides</b>	quick start guide, safety guide
<b>Cable cover</b>	yes

## 08 POWER MANAGEMENT

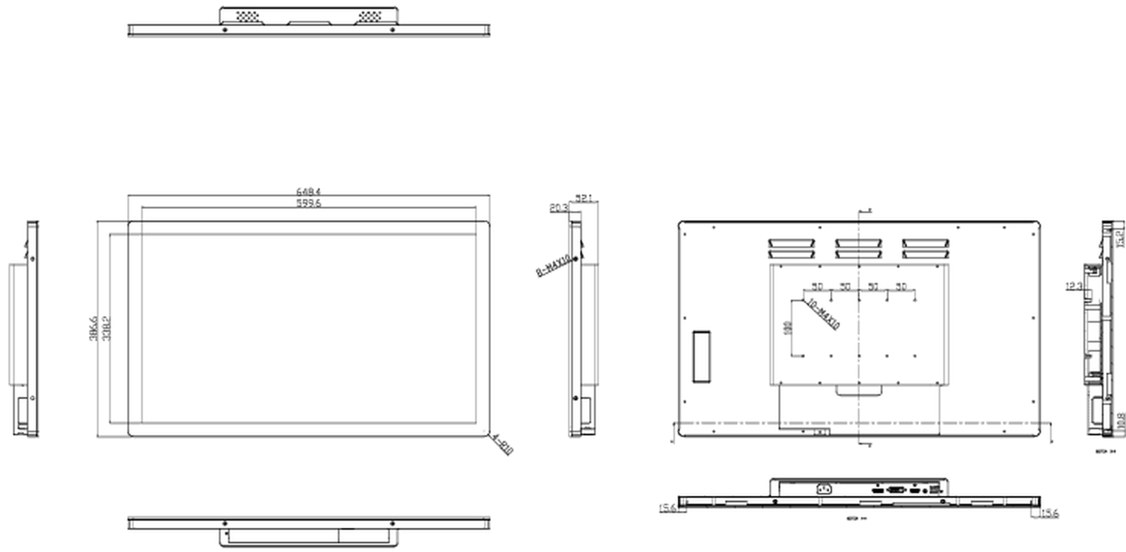
<b>Power supply unit</b>	internal
<b>Power supply</b>	AC AC - 100V, 240/V, 50Hz
<b>Power usage</b>	25W typical, 1.5W stand by, 0.3W off mode

## 09 SUSTAINABILITY

<b>Regulations</b>	CE, TÜV-Bauart, EAC, RoHS support, ErP, WEEE, REACH, UKCA
<b>Energy efficiency class (Regulation (EU) 2017/1369)</b>	F
<b>REACH SVHC</b>	above 0.1%: Lead

## 10 DIMENSIONS / WEIGHT

<b>Product dimensions W x H x D</b>	648.5 x 386.5 x 52mm
<b>Box dimensions W x H x D</b>	746 x 500 x 123mm
<b>Weight (without box)</b>	8.3kg
<b>Weight (with box)</b>	9.4kg
<b>EAN code</b>	4948570118199



All trademarks and registered trademarks acknowledged. E & O E. Specification subject to change without notice. All LCD's comply with ISO-9241-307:2008 in connection with pixel defects.

© IIYAMA CORPORATION. ALL RIGHTS RESERVED